


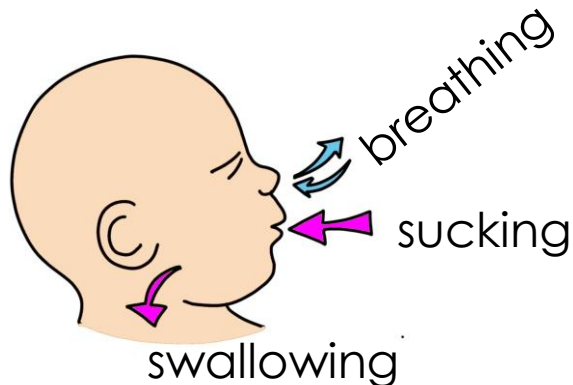
OROFACIAL SENSORY-MOTOR STIMULATION (OSMS)



RISEinFAMILY

Premature, small and sick babies may have problems **controlling the muscles** in their faces and mouths.

So this lack of muscle control and coordination makes feeding difficult.



Luckily, there are some exercises and massages that **YOU** can do on your baby's face that will greatly **improve this lack of coordination**. These will help with the proper development of baby feeding and later chewing and talking. This is called **OSMS**

SOME BASIC TIPS



Wash your hands before starting




Make sure your nails are short and clean


Use 5 min in premature babies and 10 in term ones.



Do it before starting to feed.



Watch out that your baby doesn't get tired or stressed.



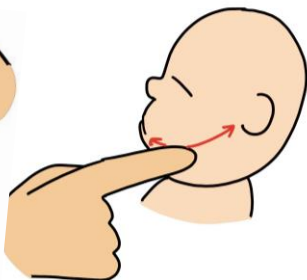
Get the baby into a half sitting position before starting.

OROFACIAL SENSORY-MOTOR STIMULATION (OSMS)

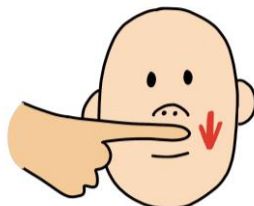
1-Stimulate your baby's forehead



2-Sweep your finger from the bottom of the ear to the corner of the mouth.



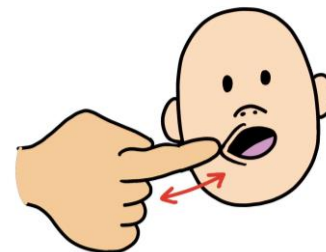
3- Sweep your finger horizontally over upper lip



4- Sweep your finger horizontally over lower lip



5-Give light touches near the corner of the mouth.




5-Stroke the gums gently to stimulate chewing




STOP

IF YOU NOTICE YOUR BABY DOING ANY OF THESE:



CLOSING THE LIPS TIGHT



RETCHING OR LOOKING SICKLY

STARTS CONTORTING

